

# TIPS FOR MORE ACCESSIBLE DIGITAL COMMUNICATIONS

## ALTERNATIVE TEXT



Add alternative (ALT) text to describe the image as it relates to the content. Screen Reader technology will read the text to describe the image.

## FONT SIZE

Using size 14pt to 18pt font is ideal for readers with low vision.

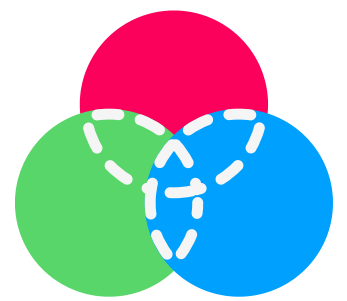


## LANGUAGE

Use plain language that is easy to read and understand, as well as short sentences.

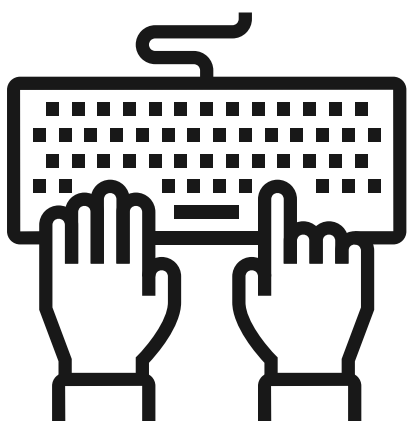

## COLOR CONTRAST

Use high contrasting colours to differentiate foreground from background content (such as black text on a white background).



## E-MAIL

When including pictures with text content in emails (Ex: invitations, e-cards), write out the text below the picture in the body of the email



## GRAMMAR

Use italics, all caps, underline, and bold sparingly.